













# City of Hermosa Beach



Elevation	
	-13' - 14'
	14' - 41'
	41' - 66'
	66' - 91'
	91' - 118'
	118' - 146'
	146' - 175'
	175' - 209'
	209' - 250'

