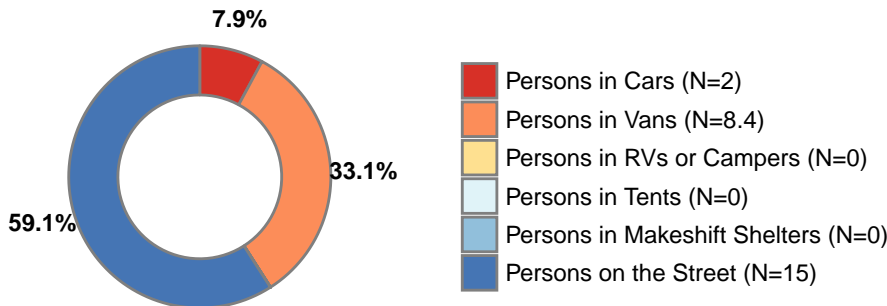


Greater Los Angeles 2019 Homeless Count Results: Hermosa Beach

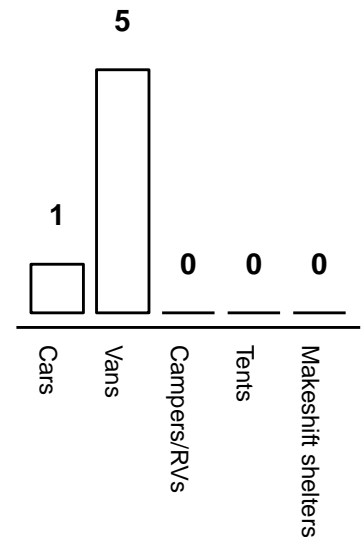
Estimated total number of persons experiencing homelessness during the PIT Count:

25 people (100% Unsheltered, 0% in shelters)

Of the 25 people unsheltered on the night of the PIT Count,



Vehicles and dwellings counted



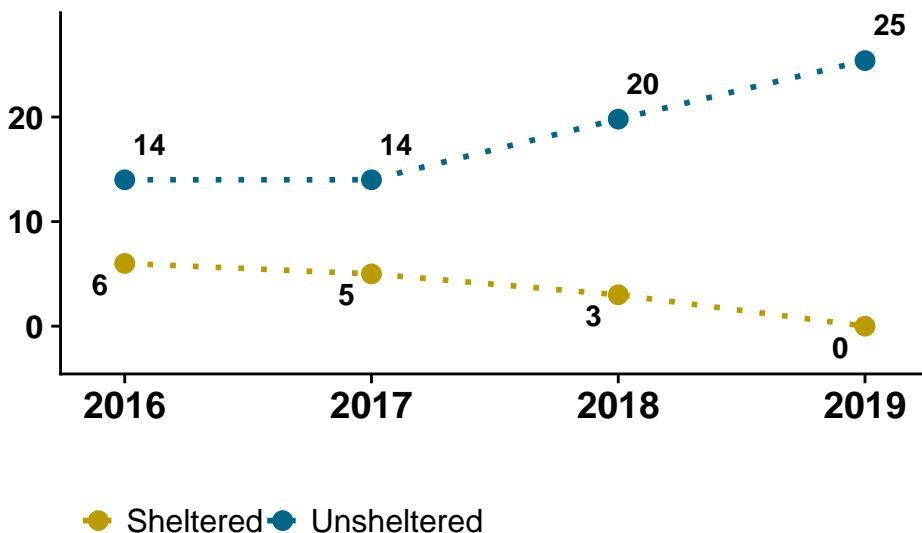
There were zero people recorded in shelters on the night of the PIT Count.

Note: Some data are excluded from totals, specifically unsheltered unaccompanied minors (under 18 years old), unsheltered transitional age youth (18 – 24 years old), persons in domestic violence shelters, and persons receiving motel vouchers.

Unsheltered: The total number of people experiencing homelessness who slept on the street or in a dwelling not meant for human habitation was estimated for each dwelling type (car, van, camper/RV, tent, or makeshift shelter) and at the SPA-level for individual and for family households. 3,873 demographic survey interviews were conducted with persons experiencing unsheltered homelessness from December 2018 to March 2019 to describe the population’s demographics and approximate the number of people in each dwelling.

In shelter: The total number of people experiencing homelessness who slept in an emergency shelter, transitional housing, or safe haven program was reported to LAHSA by each provider and assigned to a census tract.

Sheltered and Unsheltered population PIT estimates 2016–2019

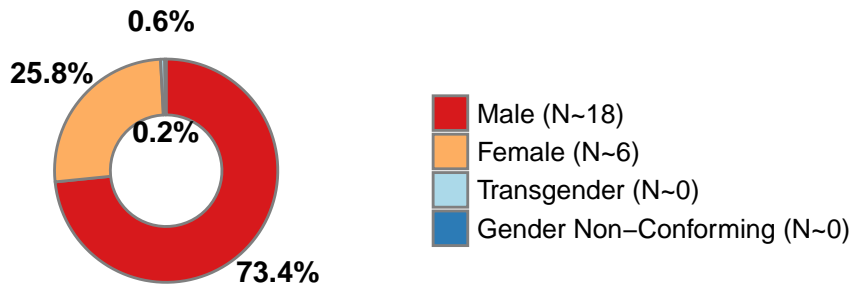


Greater Los Angeles 2019 Homeless Count Results: Hermosa Beach

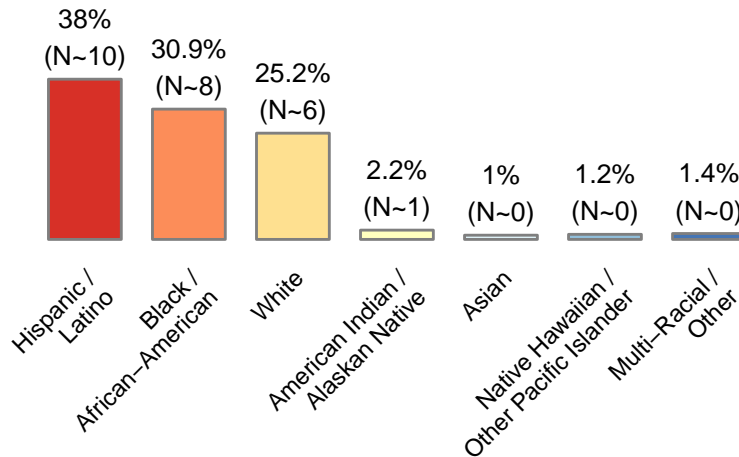
Service Planning Area 8 demographics summary

*Note: the number of people with the reported demographics is estimated from the SPA level percentages.
 The estimated number in Hermosa Beach is presented as an approximate number (N~#).*

Gender



Race / Ethnicity



Age

