



# Hermosa Beach Police Department

## Neighborhood Watch Bulletin

### January 22nd-28th, 2018



490	Calls for Service	2	Misdemeanor Arrests	4	DUI Arrests
54	Reports Taken	1	Felony Arrests	7	Public Intoxication Arrests
9	Moving Violations				

The following is not a complete listing of crimes committed in Hermosa Beach during the stated timeframe. Crimes included below are PROPERTY RELATED and are provided to inform our residents about preventable crimes that may be impacted by hardening targets such as locking vehicles and residences. For a more extensive list of incidents in Hermosa Beach during this timeframe please visit [CrimeReports.com](http://CrimeReports.com).

AREA 1

<b>459PC</b>	<b>BURGLARY</b>	Between 01/23/18 @ 1700 - 01/24/18 @ 0300	532 HERMOSA AV
A vehicle parked in a carport was opened by unknown means and various items were stolen.			
<b>487PC</b>	<b>THEFT</b>	Between 01/24/18 @ 1620 - 1645	68 PIER PZ
The victim left camera on bench on the plaza while they shopped and upon return it was missing. Video surveillance shows a suspect seeing the camera, sitting down, and leaving with the camera in his possession.			
<b>484PC</b>	<b>THEFT</b>	Between 01/19/18 @ 2317 - 2329	839 BARD ST
The victim left a laptop computer in an UBER and the driver did not respond to calls.			
<b>10851(A)VC</b>	<b>STOLEN VEHICLE</b>	01/28/18 @ 2130	53 10TH ST
The victim is a food delivery driver who left his vehicle running unoccupied while he delivered food. The vehicle was stolen and recovered locally. Keys and cellphone were missing when vehicle was recovered.			

AREA 2

None during this time period

AREA 3

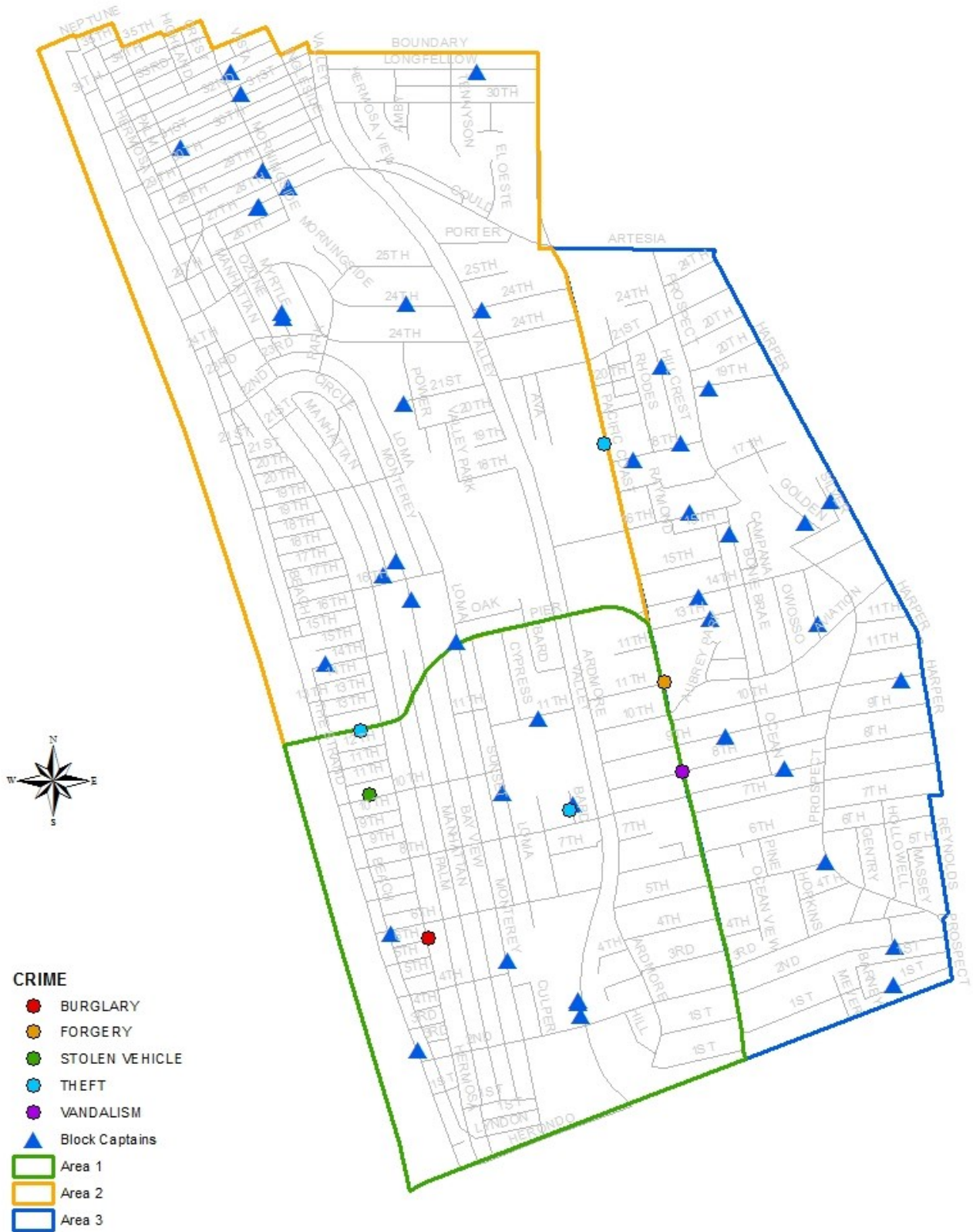
<b>470(D)PC</b>	<b>FORGERY</b>	Between 01/15/18 @ 1800 - 01/17/18 @ 1200	1100 PACIFIC COAST HY
The unknown suspect gave the victim 2 fraudulent checks to deposit into her account. The victim then gave the suspect the money.			
<b>487(A)PC</b>	<b>THEFT</b>	Between 01/22/18 @ 2200 - 01/23/18 @ 1000	1837 PACIFIC COAST HY
An unknown person entered the victim's room, ransacked her purse and stole various items.			
<b>594(B)1PC</b>	<b>VANDALISM</b>	01/23/18 @ 1241	8TH PL & PACIFIC COAST HY
A road rage incident lead to suspects blocking the victim's vehicle, exiting the vehicle, and physically attacking the victim and his vehicle. Significant damage was done.			

TIPS

**2017 year end statistics, as well as crime prevention tips, are available beginning on page 5 of this bulletin.**

# Crime Reports Map

## January 22nd-28th, 2018





# Hermosa Beach Police Department

## Neighborhood Watch Bulletin

### January 29th-February 4th, 2018



487	Calls for Service	2	Misdemeanor Arrests	2	DUI Arrests
60	Reports Taken	0	Felony Arrests	3	Public Intoxication Arrests
11	Moving Violations				

The following is not a complete listing of crimes committed in Hermosa Beach during the stated timeframe. Crimes included below are PROPERTY RELATED and are provided to inform our residents about preventable crimes that may be impacted by hardening targets such as locking vehicles and residences. For a more extensive list of incidents in Hermosa Beach during this timeframe please visit [CrimeReports.com](http://CrimeReports.com).

AREA 1

<b>487(A)PC</b>	<b>THEFT</b>	Between 01/29/18 @ 1630 - 1715	00 BLK PIER PZ
An unknown suspect cut the lock and stole the victim's bicycle from the bike rack on the plaza.			
<b>459PC</b>	<b>BURGLARY</b>	Between 01/29/18 @ 2230 - 01/30/18 @ 0830	400 BLK 8TH ST
A backpack was stolen from a garage.			
<b>484PC</b>	<b>THEFT</b>	Between 01/31/18 @ 2100 - 2200	600 BLK 1ST ST
The victim paid the suspect money for concert tickets that were never received.			
<b>459PC VEH</b>	<b>BURGLARY</b>	Between 02/02/18 1000-1400	8TH ST & VALLEY DR
The rear passenger fixed window was broken. Nothing appeared to be stolen.			
<b>530.5PC</b>	<b>ID THEFT</b>	02/02/18 @ 1730	600 BLK 5TH ST
An unknown person used the victim's identity to drive for UBER.			

AREA 2

<b>530.5(A)PC</b>	<b>ID THEFT</b>	Between 12/01/17 @ 1200 - 01/16/18 @ 1200	00 BLK 17TH CT
An unknown person used the victim's identification to attempt to try and open numerous credit accounts in the victim's name.			
<b>594(B)1PC</b>	<b>VANDALISM</b>	Between 01/28/18 @ 2200 - 01/29/18 @ 0600	1300 BLK HERMOSA AV
An unknown person damaged the exterior front walls of the business.			
<b>484PC</b>	<b>THEFT</b>	Between 01/30/18 @ 1900 - 01/31/18 @ 0700	500 BLK 24TH PL
A vehicle was entered with no sign of forced entry and items were stolen.			
<b>10851(A)VC</b>	<b>STOLEN VEHICLE</b>	Between 01/30/18 @ 2030 - 01/31/18 @ 0830	200 BLK 31ST ST
A vehicle was stolen after being parked on the street.			
<b>487PC</b>	<b>THEFT</b>	Between 01/30/18 @ 2300 - 01/31/18 @ 0900	2400 BLK MYRTLE AV
A vehicle was entered with no sign of forced entry and miscellaneous items (pilot jacket and work equipment) were stolen.			
<b>459PC VEH</b>	<b>VEHICLE BURGLARY</b>	Between 01/31/18 @ 2000 - 02/02/18 @ 0700	600 BLK 24TH PL
A vehicle was entered by unknown means, ransacked and currency was stolen.			

AREA 3

<b>484GPC</b>	<b>THEFT USE ACCESS CARD</b>	01/29/18 @ 0757	100 BLK PACIFIC COAST HY
An unknown suspect used the victim's Best Buy account information to purchase a cell phone from AT&T.			
<b>594(B)1PC</b>	<b>VANDALISM</b>	Between 02/01/18 @ 1800 - 02/02/18 @ 0700	1100 BLK 8TH ST
The suspect damaged the victim's vehicles by keying/scratching the exterior and slashing the tires.			
<b>530.5PC</b>	<b>ID THEFT</b>	Between 01/13/18 @ 0001 - 01/20/18 @ 2359	800 BLK PACIFIC COAST HY
A male suspect used a forged identification card and information to purchase two vehicles on two dates.			
<b>484PC</b>	<b>THEFT</b>	Between 02/03/18 @ 0110 - 02/04/18 @ 0800	1000 BLK 14TH ST
An unknown person entered the open garage and stole a bicycle.			



## Hermosa Beach Police Department 2017 Crime Statistics

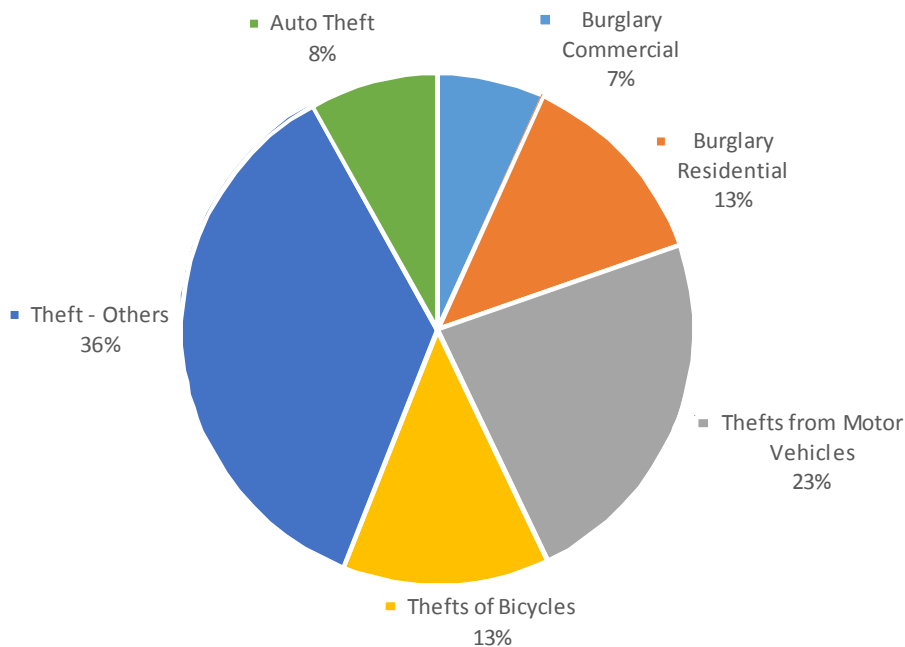
Property Crimes	2017												YTD			
	Jan	Feb	Mar	Apr	May	Jun	Jul	Aug	Sep	Oct	Nov	Dec	2017	2016	Diff	% Change
Burglary	10	8	11	11	7	11	3	7	11	15	13	9	116	85	31	+36.5%
Theft	33	26	37	31	32	53	31	54	30	39	36	25	427	424	3	+.7%
Auto Theft	0	9	7	3	0	4	5	7	6	5	1	1	48	30	18	+60%
<b>Total Property Crimes</b>	<b>43</b>	<b>43</b>	<b>55</b>	<b>45</b>	<b>39</b>	<b>68</b>	<b>39</b>	<b>68</b>	<b>47</b>	<b>59</b>	<b>50</b>	<b>35</b>	<b>591</b>	<b>539</b>	<b>52</b>	<b>+9.6%</b>

There are 3 categories of crime that make up property crimes. These are Burglary, Larceny/Theft and Motor Vehicle Theft. Property crime, as a whole, increased 9.6% from 2016 to 2017. Many local agencies have seen an increase in property crime for 2017.

Burglary is defined as the unlawful entry or attempted entry into a structure with the intent to commit a crime. Burglary increased from 85 crimes in 2016 to 116 in 2017 or 36.5%. Of these 116 crimes, 76 involved a residence and 40 were commercial buildings. Force was used in 66% of the burglaries that occurred, whether residential or commercial.

Larceny/theft is defined as the unlawful taking, carrying, leading, or riding away of property that belongs to someone else. Theft increased only slightly, 0.7% from 424 to 427 crimes, from 2016 to 2017. The greatest number of thefts were from motor vehicles that were left unlocked. These accounted for over 32% of all the thefts in the city.

Motor Vehicle Theft (Auto Theft) is when a person drives or takes a vehicle, without the consent of the owner, with the intent to permanently or temporarily deprive the owner of the vehicle. Auto Theft increased 60% from 2016 to 2017. A significant portion of these stolen vehicles were recovered in other cities.



Violent Crimes	2017												YTD			
	Jan	Feb	Mar	Apr	May	Jun	Jul	Aug	Sep	Oct	Nov	Dec	2017	2016	Diff	% Change
Murder	0	0	0	0	0	0	0	0	0	0	0	0	0	1	-1	-100.0%
Sex Crimes	0	0	0	0	0	1	0	0	0	3	0	0	4	10	-6	-60.0%
Robbery	0	0	1	2	1	0	0	0	1	1	1	0	7	15	-8	-53.3%
Aggravated Assaults	2	0	1	1	1	0	6	2	3	0	0	1	17	22	-5	-22.7%
Simple Assault	5	6	4	4	1	2	5	8	7	12	2	12	68	58	10	17.2%
<b>Total Violent Crimes</b>	<b>7</b>	<b>6</b>	<b>6</b>	<b>7</b>	<b>3</b>	<b>3</b>	<b>11</b>	<b>10</b>	<b>11</b>	<b>16</b>	<b>3</b>	<b>13</b>	<b>96</b>	<b>106</b>	<b>-10</b>	<b>-9.4%</b>

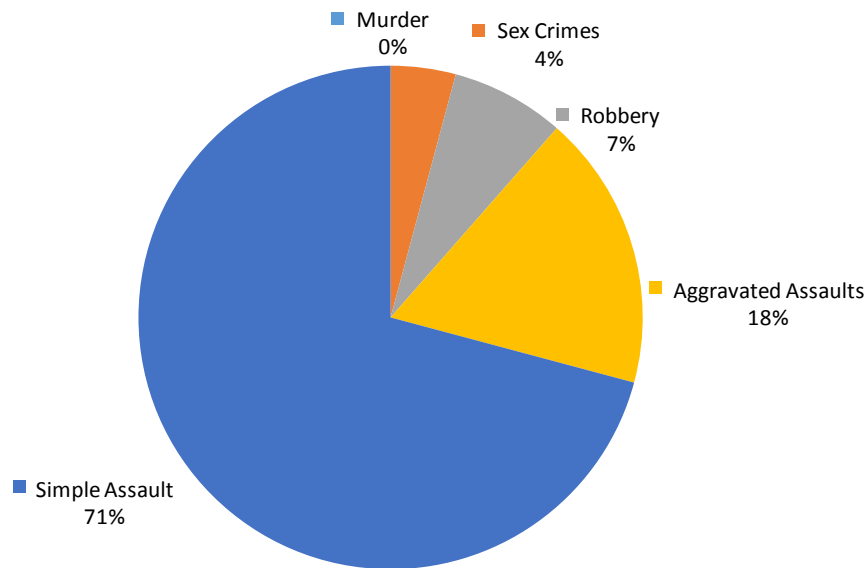
The Uniform Crime Reporting (UCR) violent crime categories are made up of homicide, rape, robbery and aggravated assault. The past year showed a significant decrease in Part I violent crime, from forty-eight in 2016 to twenty-eight in 2017) or 41.7% (not including simple assault).

The crime of rape is defined as nonconsensual sexual intercourse, accomplished through threats, force or fear or with a person incapable of consenting. Instances of Rape declined from ten incidents in 2016 to four in 2017.

Robbery is defined as the taking or attempting to take valuables from the care, custody or control of a person by force or fear. The number of robberies declined from fifteen in 2016 to seven in 2017, or a decrease of 53.3%. All seven of the crimes were strong armed robberies; none were committed using a weapon.

Aggravated assault is the unlawful attack by a person upon another person for the purpose of inflicting severe or aggravated bodily injury. Assaults in this category also declined 22.27% from twenty-two in 2016 to seventeen in 2017. Of the seventeen crimes reported in 2017, one involved a firearm, two used a knife or cutting instrument, six had other dangerous weapons and the remaining eight were with hands, fists, feet with aggravated injury.

Simple Assault is an attempt or threat to inflict injury upon another person. Simple assaults, although not included in the UCR reporting categories for Part I Crimes, are tracked by the Department. In 2017 this is the one category of violent crime that increased. The increase from fifty-eight in 2016 to sixty-eight in 2017 represents a 17.2% increase. When adding simple assault to the above listed Part I crime categories, there is still a decrease from one hundred six crimes in 2016 to ninety-six crimes in 2017; a decrease of 9.4%.



## **HIDE IT**

Keep valuables out of plain sight.

## **LOCK IT**

Remember to roll up your windows and always lock your vehicle. Even when it's parked in your driveway, carport, or on the street in front of your home.

## **KEEP IT**

Follow these simple steps to keep your valuables safe and reduce your chances of becoming a victim of crime.

### **Target Harden Your Home or Business**

Hide it, Lock it, Keep it doesn't just pertain to vehicles. Be sure to keep garage doors closed and locked, even when you're home or when leaving for "just a moment". Open windows and sliding doors are also a welcome sight for thieves. Remember to close and lock all ground floor, or easily accessible, doors and windows at night or when not at home. Use additional locking techniques such as metal or wooden rods in the slider tracks to further target harden your home. Exterior doors should also be properly secured with at least a one-inch deadbolt lock. Spare keys should never be left under a door mat, flower pot, or door frames.

### **Vacation and Fumigation Security Checks**

Planning to be away for an extended period of time, or having your home tented for fumigation? Be sure to request patrols of your home while you're away and ask a neighbor to pick up your mail and newspapers. Driveways littered with newspapers and full mailboxes are sure signs that no one is home. Please use the following link to obtain a vacation check request form: <http://www.hermosabch.org/index.aspx?page=694>

Completed forms can be returned to the main lobby of the police department, or by email to [gmoe@hermosapolice.org](mailto:gmoe@hermosapolice.org).


### **Crime Prevention Through Environmental Design (CPTED)**

CPTED is a multi-disciplinary approach to deterring criminal behavior through environmental design or well-kept properties. A few ways to deter criminal behavior in your neighborhood is for homeowners to keep bushes and hedges trimmed and to maintain adequate outdoor lighting to eliminate hiding places. Broken windows, fences and gates should be replaced or reinforced as soon as practicable.

### **Surveillance Cameras**

Security cameras are great tools for preventing and solving crimes. Use the following link to obtain additional information and to register your home and business security cameras to help the police department in our efforts to reduce and solve crimes in your neighborhood: [https://analytics-api.commandcentral.com/camera\\_registration#/](https://analytics-api.commandcentral.com/camera_registration#/)

**If you see something, say something!** As always, report suspicious activity to the police department as soon as you see it happening, by dialing the non-emergency dispatch line at 310-524-2750, or 9-1-1.



if you **SEE**  
something  
**SAY**  
something